

## GOVERNMENT COLLEGE OF ENGINEERING, JALGAON.


CATEGORIESED BOYS / GIRLS DETAILS OF CANDIDATES ADMITTED IN COLLEGE FOR YEAR - 2018-19 (Revised)


Sr. No.	YEAR	CIVIL		MECH		EXTC		INTSRU		COMP		ELECT		TOTAL	
		Boys	Girls	Boys	Girls	Boys	Girls	Boys	Girls	Boys	Girls	Boys	Girls	Boys	Girls
1	FE	41	19	48	14	28	28	20	10	44	13	44	18	225	102
		60		62		56		30		57		62		327	
2	SE	52	25	54	16	35	28	49	17	46	29	44	27	280	142
		77		70		63		66		75		71		422	
3	TE	51	25	54	19	38	38	46	23	39	33	47	23	275	161
		76		73		76		69		72		70		436	
4	BE	53	17	61	18	35	39	52	25	47	28	53	22	301	149
		70		79		74		77		75		75		450	
	Grand Total	197	86	217	67	136	133	167	75	176	103	188	90	1081	554
		283		284		269		242		279		278		1635	

M-Tech	I		II		Grand Total
	Boys	Girls	Boys	Girls	
	0	0	3	5	3
	0	0	2	2	2
	3	5	2	2	5

YEAR	Boys	Girls	TOTAL
FE	225	102	327
SE	280	142	422
TE	275	161	436
BE	301	149	450
M-Tech	3	2	5
Total	1084	556	1640
Grand Total			1640

YEAR	CANDIDATE
2017-18	1650
2016-17	1596
2015-16	1675
2014-15	1706


  
**Registrar**  
 Government College of Engineering,  
 Jalgaon


  
**Principal**  
 Govt. College of Engineering  
 Jalgaon



**GOVERNMENT COLLEGE OF ENGINEERING, JALGAON.**  
**CATEGORIESED BOYS / GIRLS DETAILS OF CANDIDATES ADMITTED IN COLLEGE FOR YEAR - 2018-19**

YEAR	OPEN		SC		ST		VJNT		NT1		NT2		NT3		OBC		SBC		ESBC		TOTAL		GRAND TOTAL
	Boys	Girls	Boys	Girls	Boys	Girls	Boys	Girls	Boys	Girls	Boys	Girls	Boys	Girls	Boys	Girls	Boys	Girls	Boys	Girls	Boys	Girls	
FE	43	14	32	20	13	6	7	4	2	7	2	4	2	1	106	49	8	2	1	0	225	102	327
SE	76	29	40	21	6	7	8	2	8	3	4	4	2	6	120	70	4	4	0	0	280	142	422
TE	73	31	41	27	11	6	7	6	13	4	11	5	12	1	103	77	4	4	0	0	275	161	436
BE	89	30	38	19	12	7	5	3	7	5	15	6	9	2	119	73	7	4	0	0	301	149	450
ME I	0	0	0	0	0	0	0	0	0	0	0	0	0	0	0	0	0	0	0	0	0	0	0
ME II	1	0	1	1	0	0	0	0	0	0	0	0	0	0	1	0	0	1	0	0	3	2	5
<b>TOTAL</b>	<b>282</b>	<b>104</b>	<b>152</b>	<b>88</b>	<b>42</b>	<b>26</b>	<b>27</b>	<b>15</b>	<b>35</b>	<b>14</b>	<b>19</b>	<b>44</b>	<b>29</b>	<b>6</b>	<b>449</b>	<b>269</b>	<b>23</b>	<b>15</b>	<b>1</b>	<b>0</b>	<b>1084</b>	<b>556</b>	<b>1640</b>
<b>GRAND TOTAL</b>	<b>386</b>		<b>240</b>		<b>68</b>		<b>42</b>		<b>49</b>		<b>63</b>		<b>35</b>		<b>718</b>		<b>38</b>		<b>1</b>		<b>1640</b>		

  
 Principal,  
 Govt. College of Engineering,  
 Jalgaon

  
 Registrar  
 Government College of Engineering,  
 Jalgaon



# GOVERNMENT COLLEGE OF ENGINEERING, JALGAON.

CATEGORISED BOYS / GIRLS DETAILS OF CANDIDATES ADMITTED IN COLLEGE FOR YEAR - 2018-19

Sr. No.	BRANCH	YEAR	OPEN		SC		ST		VJNT		NT1		NT2		NT3		OBC		SBC		ESBC		TOTAL		Grand Total			
			Boys	Girls	Boys	Girls	Boys	Girls	Boys	Girls	Boys	Girls	Boys	Girls	Boys	Girls	Boys	Girls	Boys	Girls	Boys	Girls	Boys	Girls		Boys	Girls	
1	CIVIL	FE	6	0	5	5	3	3	1	1	2	0	0	1	0	0	1	21	9	2	0	0	0	0	41	19	60	
		SE	15	5	8	3	1	2	0	0	3	1	2	1	1	0	0	20	12	0	1	0	0	0	52	25		77
		TE	16	3	7	3	3	3	2	1	2	0	1	1	2	0	0	17	13	1	1	0	0	0	51	25		
		BE	20	1	6	4	0	3	1	1	0	1	0	2	0	2	0	0	21	6	1	1	0	0	0	53		17
2	ME	FE	8	4	6	3	0	0	2	0	2	0	0	1	1	0	0	24	6	2	0	0	0	0	48	14	62	
		SE	12	2	8	3	2	0	1	0	3	1	3	0	2	1	0	23	9	0	0	0	0	0	54	16		70
		TE	20	4	7	4	3	1	1	1	1	1	3	0	2	0	0	17	8	0	0	0	0	0	54	19		
		BE	17	4	6	4	3	1	0	0	2	0	2	1	3	0	0	28	8	0	0	0	0	0	61	18		79
3	EE	FE	9	2	5	6	4	0	1	0	2	1	2	0	0	0	0	20	8	0	1	1	0	0	44	18	62	
		SE	12	4	7	5	1	2	1	1	0	1	3	1	1	1	0	18	12	1	0	0	0	0	44	27		71
		TE	11	3	6	3	0	1	2	1	3	0	2	1	2	0	0	20	13	1	1	0	0	0	47	23		
		BE	14	3	8	3	3	0	1	0	1	1	2	3	1	1	0	21	9	2	2	0	0	0	53	22		75
4	E&TC	FE	6	5	7	3	0	2	1	2	0	0	1	1	1	0	0	9	14	3	1	0	0	0	28	28	56	
		SE	10	9	3	4	0	1	1	0	1	0	1	1	0	0	0	18	11	1	2	0	0	0	35	28		63
		TE	8	7	4	9	2	0	0	2	3	0	3	1	2	0	0	16	18	0	1	0	0	0	38	38		
		BE	6	11	5	3	1	2	1	0	2	2	3	0	1	1	0	15	19	1	1	0	0	0	35	39		74
5	CO	FE	11	1	6	2	3	1	1	1	1	0	0	1	0	0	0	22	7	0	0	0	0	0	44	13	57	
		SE	13	6	5	4	2	2	2	1	1	0	2	1	1	0	0	20	14	0	1	0	0	0	46	29		75
		TE	10	9	7	4	3	1	1	1	1	1	1	1	2	0	0	13	16	1	0	0	0	0	39	33		
		BE	15	6	8	2	1	1	1	0	2	0	1	3	1	1	0	18	15	1	0	0	0	0	47	28		75
6	INST	FE	3	2	3	1	0	0	1	0	0	1	2	1	0	0	0	10	5	1	0	0	0	0	20	10	30	
		SE	14	3	9	2	0	0	1	0	0	0	1	0	1	0	0	21	12	2	0	0	0	0	49	17		66
		TE	8	5	10	4	0	0	1	0	3	2	1	1	2	1	0	20	9	1	1	0	0	0	46	23		
		BE	17	5	5	3	4	0	2	0	2	0	3	1	1	0	0	16	16	2	0	0	0	0	52	25		77
7	ME	ME I	0	0	0	0	0	0	0	0	0	0	0	0	0	0	0	0	0	0	0	0	0	0	0	0	0	0
		ME II	1	0	1	1	0	0	0	0	0	0	0	0	0	0	0	1	0	0	1	0	0	0	3	2	5	
<b>TOTAL</b>																									1084	556	1640	

Principal,  
Govt. College of Engineering,  
Jalgaon

Registrar,  
Government College of Engineering,  
Jalgaon



# GOVERNMENT COLLEGE OF ENGINEERING, JALGAON.

CATEGORISED BOYS / GIRLS DETAILS OF CANDIDATES ADMITTED IN COLLEGE FOR YEAR - 2017-18

Sr. No.	YEAR	CIVIL		MECH		EXTC		INTSRU		COMP		ELECT		TOTAL	
		Boys	Girls	Boys	Girls	Boys	Girls	Boys	Girls	Boys	Girls	Boys	Girls	Boys	Girls
1	FE	45	18	48	15	42	16	30	8	39	24	40	21	244	102
		63		63		58		38		63		61		346	
2	SE	48	25	56	18	35	36	48	21	37	33	48	26	272	159
		73		74		71		69		70		74		431	
3	TE	53	22	59	18	34	38	51	24	46	28	53	21	296	151
		75		77		72		75		74		74		447	
4	BE	49	20	50	18	41	24	47	20	30	40	53	18	270	140
		69		68		65		67		70		71		410	
	Grand Total	195	85	213	69	152	114	176	73	152	125	194	86	1082	552
	Total	280		282		266		249		277		280		1634	

M-Tech	I	2	3
	II	3	8
Grand Total		5	11
		11	16

YEAR	Boys	Girls	TOTAL
FE	244	102	346
SE	272	159	431
TE	296	151	447
BE	270	140	410
M-Tech	5	11	16
Total	1087	563	1650
Grand Total			1650

YEAR	CANDIDATE
2016-17	1596
2015-16	1675
2014-15	1706

  
**Registrar**  
 Government College of Engineering,  
 Jalgaon



**GOVERNMENT COLLEGE OF ENGINEERING, JALGAON.**  
**CATEGORISED BOYS / GIRLS DETAILS OF CANDIDATES ADMITTED II, COLLEGE FOR YEAR - 2017-18**

Sr. No.	BRANCH	YEAR	OPEN		SC		ST.		VJNT		NT1		NT2		NT3		OBC		SBC		ESBC		TOTAL		Grand Total
			Boys	Girls	Boys	Girls	Boys	Girls	Boys	Girls	Boys	Girls	Boys	Girls	Boys	Girls	Boys	Girls	Boys	Girls	Boys	Girls	Boys	Girls	
1	CIVIL	FE	12	4	8	2	3	2	1	0	2	1	1	2	1	0	16	8	0	0	0	0	45	18	63
		SE	16	3	6	3	2	3	2	1	0	2	2	2	1	0	15	13	1	0	0	0	48	25	73
		TE	19	1	7	6	1	4	1	1	0	1	2	2	2	0	20	6	1	0	0	0	53	22	75
2	MECH	BE	12	3	10	3	1	0	2	0	1	3	1	3	1	17	10	0	0	0	0	49	20	69	
		FE	12	2	8	2	1	1	1	2	0	1	2	0	1	1	21	8	0	0	0	0	48	15	63
		SE	21	4	7	3	3	1	1	1	1	1	3	0	2	0	18	8	0	0	0	0	56	18	74
3	EXTC	TE	18	4	6	4	2	1	0	0	2	0	2	1	3	0	26	8	0	0	0	0	59	18	77
		BE	18	2	7	4	1	0	1	0	1	0	1	0	1	0	19	11	0	0	0	0	50	18	68
		FE	11	5	6	0	3	1	2	0	0	1	3	1	0	1	14	6	2	2	0	0	42	16	58
4	NTSRU	SE	8	6	4	8	1	0	0	2	3	0	3	1	2	0	14	18	0	1	0	0	35	36	71
		TE	6	11	4	3	1	1	1	1	0	2	3	0	1	1	15	19	1	1	0	0	34	38	72
		BE	9	4	5	4	2	1	1	1	1	2	1	2	0	1	18	10	3	0	0	0	41	24	65
5	COMP	FE	9	0	4	1	2	0	0	0	0	0	2	0	2	0	10	6	1	0	0	0	30	8	38
		SE	9	5	10	5	1	0	1	0	1	3	2	1	2	1	21	7	0	0	0	0	48	21	69
		TE	17	5	5	3	4	0	2	0	2	0	3	1	1	0	15	15	2	0	0	0	51	24	75
6	ELE	BE	15	5	11	1	1	0	1	0	0	1	1	1	1	14	11	3	0	0	0	0	47	20	67
		FE	12	5	3	5	1	2	1	1	0	2	1	1	0	0	19	9	0	1	0	0	39	24	63
		SE	10	9	6	4	3	1	1	1	1	1	2	0	2	0	12	16	1	0	0	0	37	33	70
7	ME	TE	15	6	8	2	1	1	0	2	0	1	3	1	1	0	17	15	1	0	0	0	46	28	74
		BE	10	12	3	4	1	3	1	2	1	0	0	1	1	0	12	15	1	3	0	0	30	40	70
		FE	13	4	6	4	1	2	1	1	1	0	2	1	3	1	14	7	0	0	0	0	40	21	61
TOTAL		SE	11	3	5	4	2	2	2	1	3	0	2	1	2	0	20	14	1	1	0	0	48	26	74
		TE	14	3	9	3	3	0	1	0	1	2	2	1	1	1	20	9	2	2	0	0	53	21	74
		BE	12	4	4	5	0	1	3	0	3	0	1	1	0	0	26	5	4	2	0	0	53	18	71
TOTAL		ME I	0	1	1	0	0	0	0	0	0	0	0	0	0	1	0	0	1	0	0	0	2	3	5
		ME II	1	2	0	1	0	1	0	1	0	1	0	0	0	1	3	0	1	0	0	0	3	8	11
TOTAL			310	113	153	85	41	28	29	14	35	15	47	22	34	9	415	257	24	20	0	0	1087	563	1650

  
**Registrar**  
 Government College of Engineering,  
 Jalgaon



**GOVERNMENT COLLEGE OF ENGINEERING, JALGAON.  
CATEGORISED BOYS / GIRLS DETAILS OF CANDIDATES ADMITTED IN COLLEGE FOR YEAR - 2017-18**

**Overview**

Sr. No.	CLASS	OPEN		SC		ST		VJNT		NT1		NT2		NT3		OBC		SBC		ESBC		TOTAL		Grand Total	
		Boys	Girls	Boys	Girls	Boys	Girls	Boys	Girls	Boys	Girls	Boys	Girls	Boys	Girls	Boys	Girls	Boys	Girls	Boys	Girls	Boys	Girls		
1	FE	69	20	35	14	11	8	7	2	5	3	4	13	4	7	3	94	44	3	4	0	0	244	102	346
2	SE	75	30	38	27	12	7	7	6	13	4	12	5	12	1	100	76	3	3	0	0	272	159	431	
3	TE	89	30	39	21	12	7	5	3	7	5	15	7	9	2	113	72	7	4	0	0	296	151	447	
4	BE	76	30	40	21	6	5	9	3	9	3	7	6	6	3	106	62	11	7	0	0	270	140	410	
5	ME I	0	1	1	1	0	0	0	0	0	0	0	0	0	0	1	0	0	1	0	0	2	3	5	
6	ME II	1	2	0	1	0	1	1	0	1	0	0	0	0	0	1	3	0	1	0	0	3	8	11	
<b>Total</b>		310	113	153	85	41	28	29	14	35	15	47	22	34	9	415	257	24	20	0	0	1087	563	1650	

  
**Registrar**  
 Government College of Engineering,  
 Jalgaon



**GOVERNMENT COLLEGE OF ENGINEERING, JALGAON.  
CATEGORISED BOYS / GIRLS DETAILS OF CANDIDATES ADMITTED IN COLLEGE FOR YEAR - 2016-17**

Sr. No.	BRANCH	YEAR	OPEN		SC		ST		VJNT		NT1		NT2		NT3		OBC		SBC		ESBC		TOTAL		Grand Total		
			Boys	Girls	Boys	Girls	Boys	Girls	Boys	Girls	Boys	Girls	Boys	Girls	Boys	Girls	Boys	Girls	Boys	Girls	Boys	Girls	Boys	Girls		Boys	Girls
1	EXTC	FE	10	3	3	4	1	2	0	0	2	1	2	1	1	0	11	7	0	0	0	0	0	0	30	18	48
		SE	9	12	2	5	3	2	0	0	0	2	3	0	0	1	15	18	1	1	0	0	0	0	33	41	74
		TE	19	10	5	3	3	1	0	0	1	0	0	2	0	1	16	7	0	0	0	0	0	0	44	24	68
		BE	5	6	4	7	1	0	0	1	1	4	0	1	1	0	14	13	3	0	1	1	1	1	30	33	63
2	INTSRU	FE	9	4	8	1	2	0	0	1	1	2	1	2	1	0	15	3	0	0	0	0	0	0	39	10	49
		SE	19	5	7	3	2	0	0	2	0	2	1	2	1	0	13	15	2	1	0	0	0	0	49	25	74
		TE	26	8	8	0	0	1	0	0	1	1	1	1	1	0	9	6	0	0	0	0	0	0	45	17	62
		BE	9	5	5	3	1	0	1	1	2	0	3	3	1	0	8	9	1	0	2	1	1	1	33	22	55
3	MECH	FE	20	3	5	2	3	1	0	1	1	2	0	1	0	12	7	0	0	0	0	0	0	0	44	15	59
		SE	19	4	5	3	3	0	0	2	0	3	1	2	0	25	8	0	0	0	0	0	0	0	59	16	75
		TE	25	5	5	3	0	0	0	0	2	0	1	0	1	0	17	9	0	1	0	0	0	0	51	18	69
		BE	6	8	5	2	4	0	1	0	0	0	7	1	1	0	22	7	1	2	2	0	0	2	49	20	69
4	COMP	FE	11	7	3	3	3	1	0	0	1	1	1	1	1	0	14	9	1	0	0	0	0	0	36	22	58
		SE	16	8	9	0	0	1	0	0	0	1	3	1	1	0	18	13	1	0	0	0	0	0	48	24	72
		TE	17	26	1	3	0	3	0	0	1	0	0	0	0	1	13	7	1	0	0	0	0	0	34	39	73
		BE	6	16	4	3	1	1	1	2	0	1	0	1	0	0	8	17	0	0	2	1	1	2	25	39	64
5	ELE	FE	10	4	6	3	2	1	1	0	3	0	2	0	1	0	19	7	1	1	0	0	0	0	45	16	61
		SE	14	3	10	3	2	1	0	2	1	3	2	2	1	21	8	2	2	0	0	0	0	0	56	21	77
		TE	19	8	4	4	0	0	0	0	3	0	1	1	0	0	22	4	2	1	0	0	0	0	51	18	69
		BE	6	2	4	4	2	2	4	0	1	1	1	2	1	0	22	11	2	0	0	0	1	1	43	23	66
6	CIVIL	FE	14	1	7	2	2	2	1	0	1	0	2	1	2	0	16	10	0	2	0	0	0	0	45	18	63
		SE	21	1	7	5	0	3	0	0	0	0	3	2	2	0	21	6	1	1	0	0	0	0	55	18	73
		TE	20	7	7	2	0	0	0	0	0	1	3	1	1	1	17	8	0	1	0	0	0	0	48	21	69
		BE	13	2	5	2	2	0	2	1	1	0	3	0	0	1	13	8	0	0	0	3	1	1	42	15	57
7	M-Tech	ME I	2	2	0	1	0	1	0	0	1	0	0	0	0	1	3	0	1	0	0	0	0	0	4	8	12
		ME II	1	2	0	4	0	0	0	0	0	0	0	2	0	0	1	7	0	0	0	0	0	0	2	15	17
TOTAL			346	162	129	75	37	23	12	4	30	15	49	25	25	6	383	227	19	14	10	5	1040	556	1596		



  
**Registrar**  
 Government College of Engineering,  
 Jalgaon



**GOVERNMENT COLLEGE OF ENGINEERING, JALGAON.**  
**CATEGORISED BOYS / GIRLS DETAILS OF CANDIDATES ADMITTED IN COLLEGE FOR YEAR - 2016-17**

**Overview**

Sr. No.	CLASS	OPEN		SC		ST		VJNT		NT1		NT2		NT3		OBC		SBC		ESBC		TOTAL		Grand Total
		Boys	Girls	Boys	Girls	Boys	Girls	Boys	Girls	Boys	Girls	Boys	Girls	Boys	Girls	Boys	Girls	Boys	Girls	Boys	Girls	Boys	Girls	
1	FE	74	22	32	15	13	7	2	1	9	4	4	11	4	0	87	43	2	3	0	0	239	99	338
2	SE	98	33	40	19	10	7	0	0	6	4	17	7	2	113	68	7	5	0	0	300	145	445	
3	TE	126	64	30	15	3	5	0	0	8	2	6	5	2	94	41	3	3	0	0	273	137	410	
4	BE	45	39	27	21	11	3	10	3	6	5	15	7	2	87	65	7	2	10	5	222	152	374	
5	ME I	2	2	0	1	0	1	0	0	1	0	0	0	0	1	3	0	1	0	0	4	8	12	
6	ME II	1	2	0	4	0	0	0	0	0	0	2	0	0	1	7	0	0	0	0	2	15	17	
<b>Total</b>		346	162	129	75	37	23	12	4	30	15	49	25	6	383	227	19	14	10	5	1040	556	1596	



  
**Registrar**  
**Government College of Engineering,**  
**Jalgaon**



# GOVERNMENT COLLEGE OF ENGINEERING, JALGAON.

CATEGORIESED BOYS / GIRLS DETAILS OF CANDIDATES ADMITTED IN COLLEGE FOR YEAR - 2016-17

Sr. No.	YEAR	CIVIL		MECH		EXTC		INTSRU		COMP		ELECT		TOTAL	
		Boys	Girls	Boys	Girls	Boys	Girls	Boys	Girls	Boys	Girls	Boys	Girls	Boys	Girls
1	FE	45	18	44	15	30	18	39	10	36	22	45	16	239	99
		63		59		48		49		58		61		338	
2	SE	55	18	59	16	33	41	49	25	48	24	56	21	300	145
		73		75		74		74		72		77		445	
3	TE	48	21	51	18	44	24	45	17	34	39	51	18	273	137
		69		69		68		62		73		69		140	
4	BE	42	15	49	20	30	33	33	22	25	39	43	23	222	152
		57		69		63		55		64		66		374	
	Grand Total	190	72	203	69	137	116	166	74	143	124	195	78	1034	533
	Total	262		272		253		240		267		273		1567	

M-Tech	I	4	8
	II	2	15
Grand Total		6	23
		29	

YEAR	Boys	Girls	TOTAL
FE	239	99	338
SE	300	145	445
TE	273	137	410
BE	222	152	374
ME I	4	8	12
ME II	2	15	17
<b>TOTAL</b>	<b>1040</b>	<b>556</b>	<b>1596</b>

YEAR	CANDIDATE
2015-16	1675
2014-15	1706
2013-14	1752